

NZ ETS Carbon Auctions 2022

FOURTH AUCTION 7 DECEMBER 2022

Key Statistics

Clearing price \$79.00

Number of participants	23	Units sold	4.825M
Successful participants	21	CCR units sold	0M
Cover ratio (excluding CCR units)	1.28	CCR trigger price	\$70.0
Cover ratio (including CCR units)	1.28	CCR units available	0M

Commentary



The clearing price decreased **7.5%** compared to last auction.



The auction cleared lower than yesterday's secondary market closing price, a **3.7%** decrease.



The total auction revenue generated **\$381** million, which has decreased **7.5%** compared to the last auction.

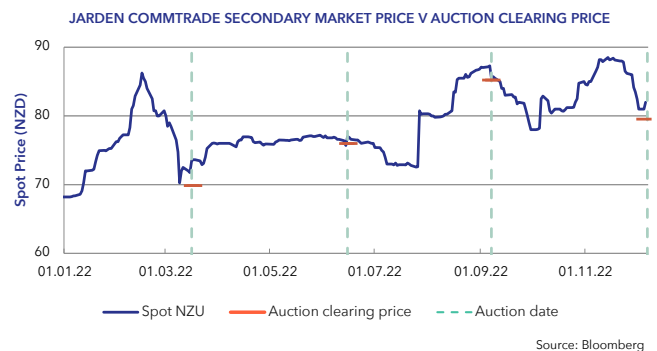
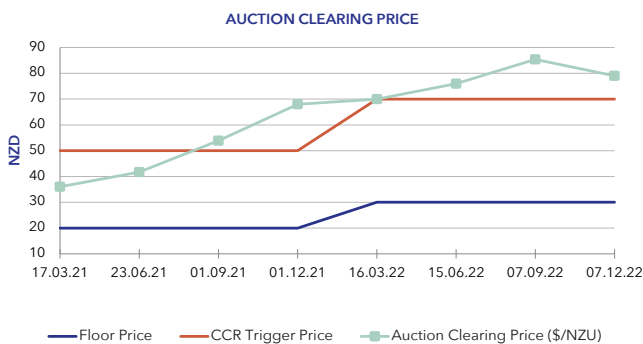
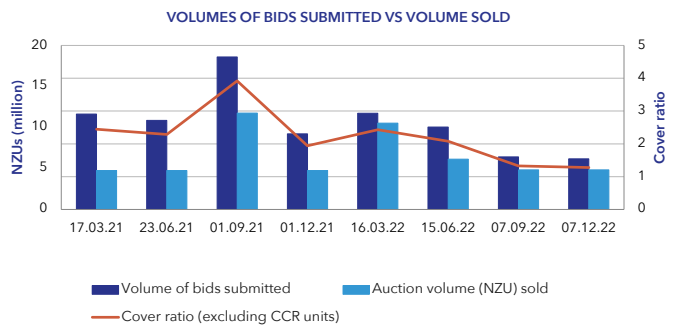
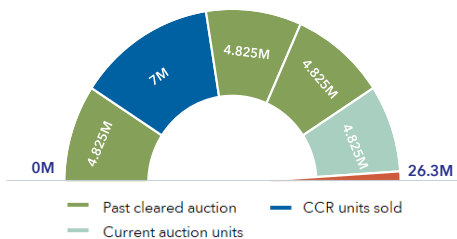


The total number of participants was **23** and the number of successful participants was **21**. The success rate has increased to **91%**, from **88%** at the last auction.



The number of bids was **213**, with average units per bid **28,930**.

Auction Dashboard



2023 NZ ETS Auction Calendar

15.03.23

14.06.23

06.09.23

06.12.23

Notes

Cost Containment Reserve (CCR): volume is used when the auction clearing price exceeds a certain level (CCR trigger price).

Cover ratio: is the total bid volume divided by the total auction volume.

ETS: Emissions Trading Scheme

NZU Auctions: operated jointly by NZX and EEX under contract to the Ministry for the Environment.

Disclaimer

The information provided in this document is a guidance only and intended for general information purposes. It does not constitute investment advice. NZX Limited ("NZX") disclaims all liability for any error, inaccuracy or omission, or for any loss suffered through relying on this document. Proprietary rights in the document are owned or licensed by NZX and no part of this information may be reproduced in any form or by any means without the written consent of NZX. Copyright 2022 NZX Limited.