

QUARTERLY STATISTICS*

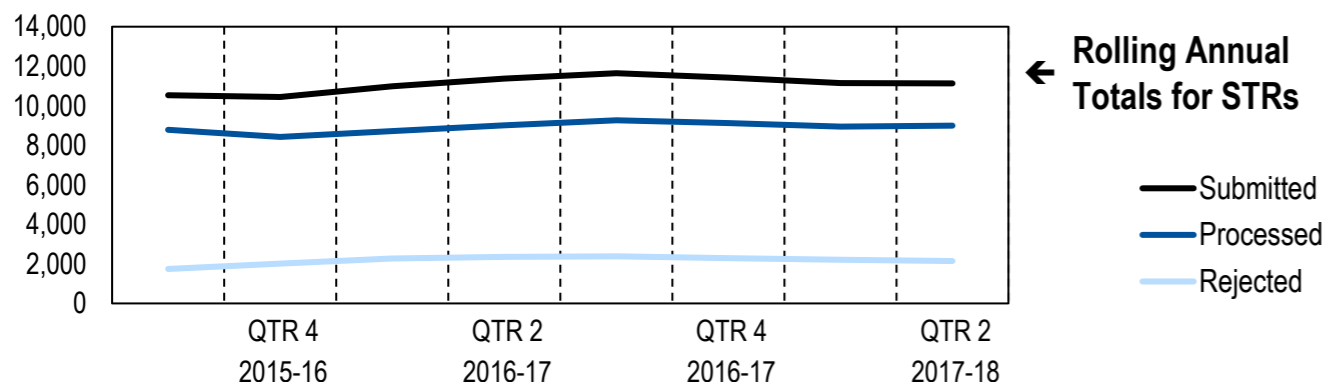
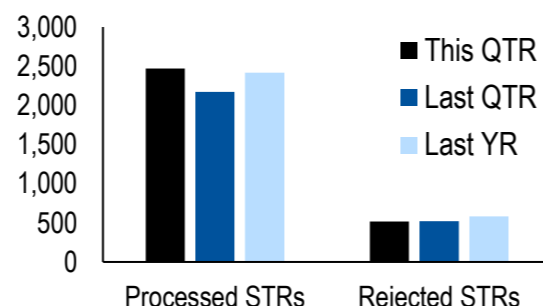
NEW ZEALAND POLICE FINANCIAL INTELLIGENCE UNIT

QTR 2 | 2017-18

TRANSACTION REPORTING to the FIU

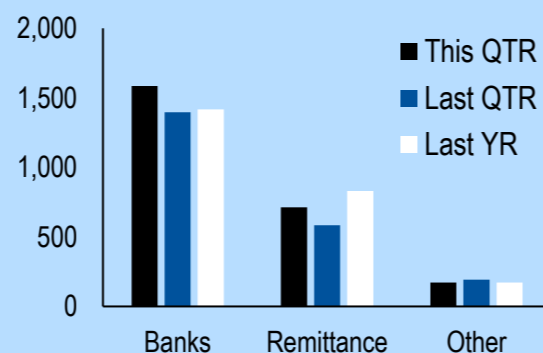
Submitted Suspicious Transaction Reports (STRs)

	<i>This QTR</i>	<i>Last QTR</i>	<i>Last YR</i>
	QTR 2	QTR 1	QTR 2
	2017-18	2017-18	2016-17
Processed STRs	2,469	2,172	2,416
Rejected STRs	516	521	580
Submitted STRs	2,985	2,693	2,996



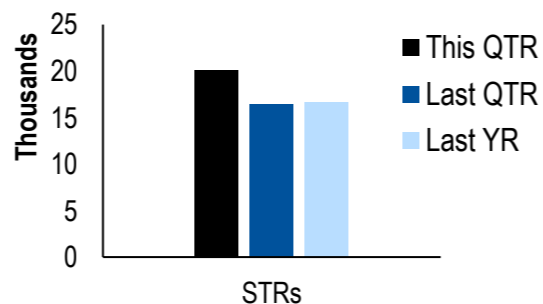
Processed STRs by Sector

	<i>This QTR</i>	<i>Last QTR</i>	<i>Last YR</i>
	QTR 2	QTR 1	QTR 2
	2017-18	2017-18	2016-17
Banks	1,585	1,396	1,416
Remittance	713	583	829
Other	171	193	171



Transaction Volumes within STRs

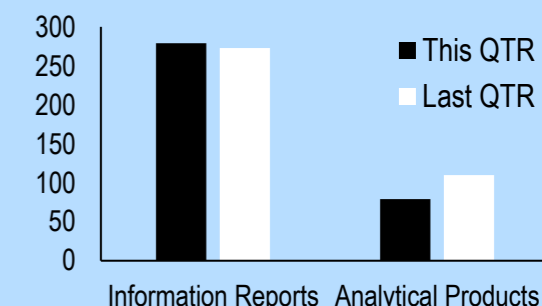
	<i>This QTR</i>	<i>Last QTR</i>	<i>Last YR</i>
	QTR 2	QTR 1	QTR 2
	2017-18	2017-18	2016-17
STRs	20,098	16,423	16,602



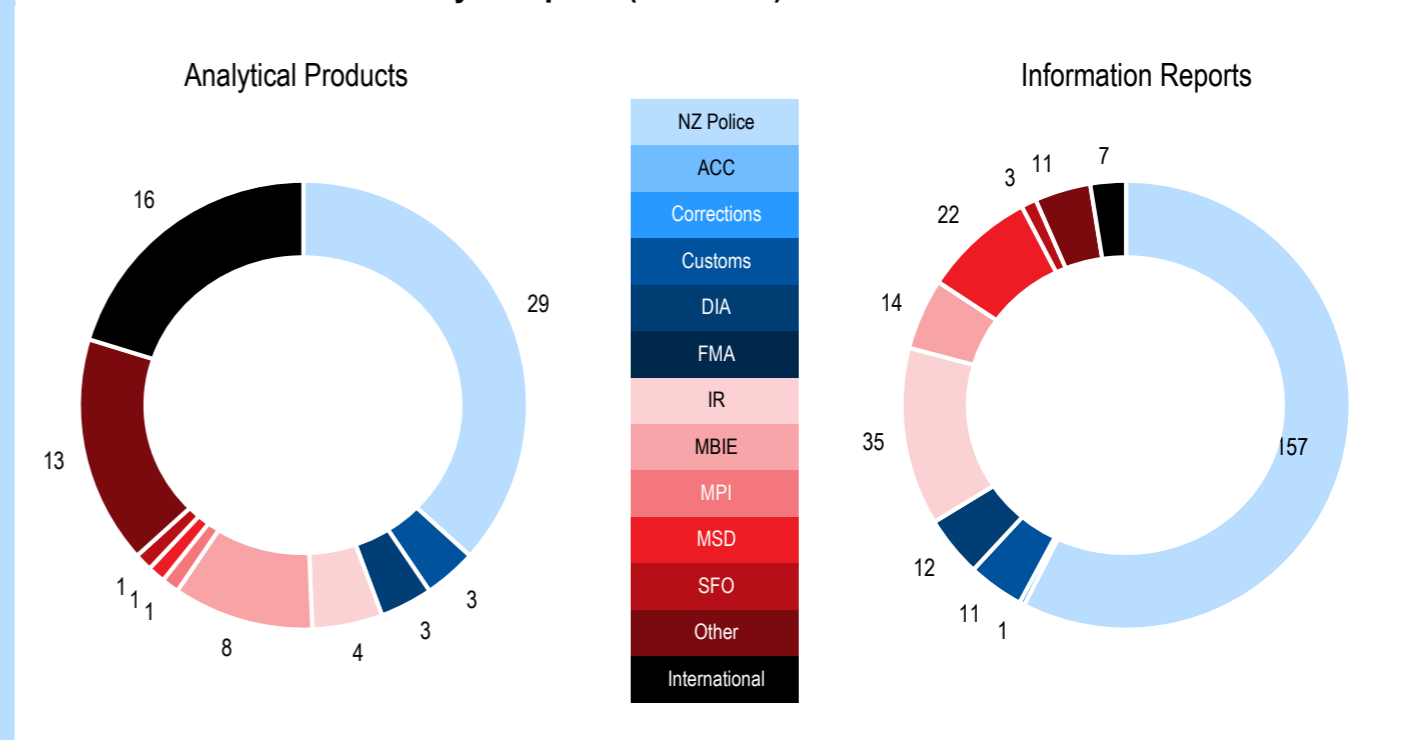
FINANCIAL INTELLIGENCE PRODUCTS

Disseminations of Products by Type

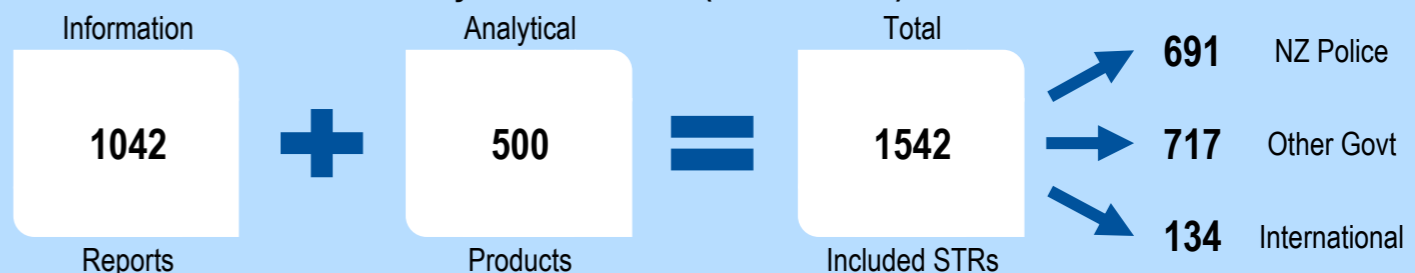
	<i>This QTR</i>	<i>Last QTR</i>
	QTR 2	QTR 1
	2017-18	2017-18
Information Reports	279	273
Analytical Products	79	110
Total Products	358	383



Disseminations of Products by Recipient (This QTR)



Disseminations of Products by Included STRs (This Quarter)



*Statistical data for transaction reporting and intelligence products may be updated as new information is processed, and so there may be minor discrepancies between the statistical figures contained in this report and subsequent reports.